


Wheel Change Model 11:



Standard Pneumatic Wheels

Film locations vary. It may be beneficial to change out the dolly standard pneumatic wheels for special purpose ones we have available.

See our **Model 11** Dolly brochure for additional information on these products.


Note: Wheels **cannot** be removed or installed with the brakes on!

SWE



SWE- Soft Wheels

SKE




Ice Skates- **SKE**

SCWE



SCWE- Soft Compound

ETW



Round Track- **ETW**

To **CHANGE** a wheel:

- Place the Dolly on level ground.
- **RELEASE THE BRAKES AND LEAVE THEM OFF UNTIL YOU COMPLETE THE WHEEL CHANGE.**

